

# PROJECTOR

## EB-450W/EB-450Wi

**EPSON**  
EXCEED YOUR VISION

## Ultra-short throw Ultra interactive Ultra versatile



Set to revolutionise lessons and presentations, the Epson EB-450W/EB-450Wi ultra-short throw projector combines Epson's proprietary 3LCD Technology with innovative interactive features which turn any flat, solid or smooth surface into an interactive learning and presentation area.

- **Ultra-short throw advantage**  
Its versatile mounting plate can be mounted as close as 7.1cm (2.8 inches) away from the wall, thus eliminating hardware and shadow interference
- **Ultra flexible and convenient with integrated interactive features**  
Turn any standard smooth wall or whiteboard into an interactive learning and presentation area. Together with the use of an interactive pen, the EB-450Wi ultra-short throw projector projects on any surface, turning it into an interactive learning and presentation area
- **Ultra vivid and superior image reproduction with 3LCD technology**  
Enjoy excellent image quality with Epson's proprietary 3LCD technology that offers real-time colour projection and delivers incredibly bright images and accurate colours, making your presentation even more lively and enjoyable

# Epson Revolutionises Projector Market with 3LCD Technology and Leads as World's No.1\* Projector Brand for 9 Consecutive Years!

\* Based on independent research by Futuresource Consulting

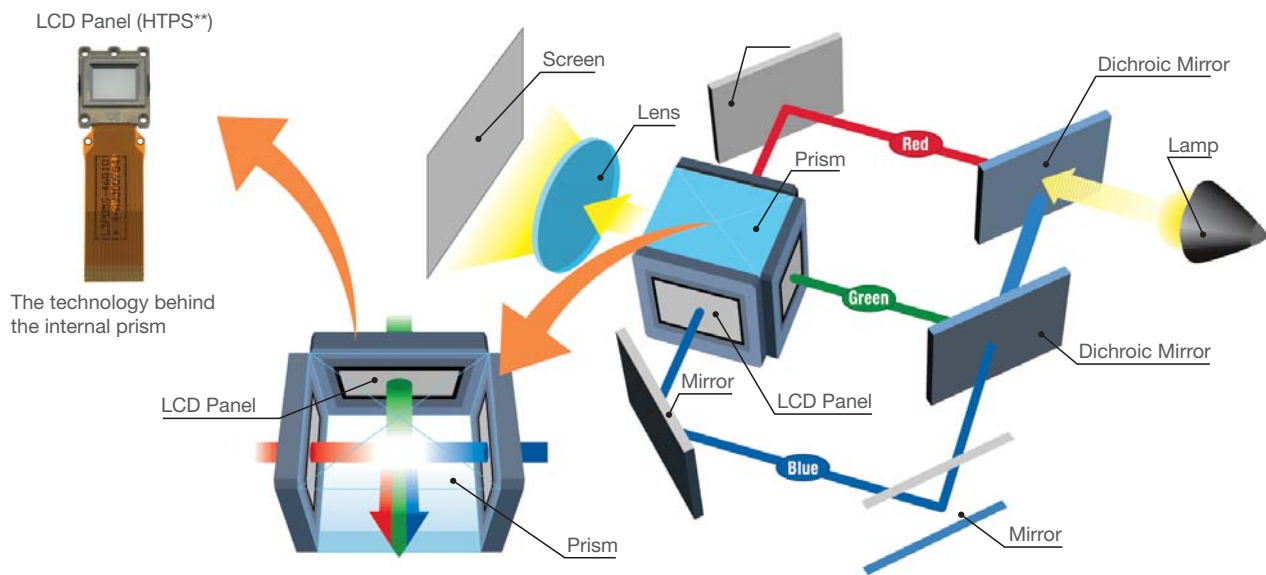
## Advantages of 3LCD Projection System

### Bright Images and Faithful Colour Reproduction

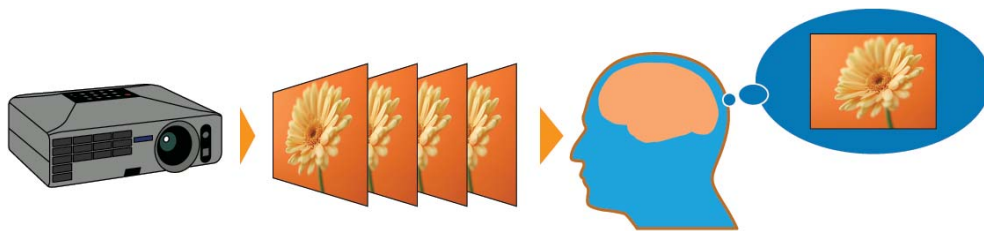
3LCD projectors offer all-time colour (Red, Green and Blue) projection thereby ensuring faithful full colour reproduction. This is suitable for projection of colour intensive images such as videos, photographs and colour charts.

### Incredible Details

3LCD projectors are able to produce an unparalleled range of grayscale images, which contributes to delivering incredible colour images that are smooth and seamless.



3LCD projector : RGB are projected at the same time, which makes the single composite image easy on the eyes.



\*\* HTPS (High Temperature Poly-Silicon) is an active matrix transmissive LCD. It is extremely small and produces high-quality images.

### Gentle on the Eyes

3LCD projectors' images do not suffer from colour break-up (commonly known as the rainbow effect). The projections are easy on the eyes as you will not be affected by any distorted pattern.

3LCD projectors use 3 separate LCD panels to form a continuous image containing all colours (red, blue and green) ensuring smooth video playback, even for rapid-motion images.

### Reliable Technology

With more than 60 million 3LCD chips shipped to date, the powerful and road-tested 3LCD projection technology is extremely reliable, and is trusted by many throughout to deliver sharp and true-to-life images.

# Colour Light Output

- an easy way to evaluate projector colour output

## What is Colour Light Output?

Colour Light Output (CLO) is a specification that provides critical information on a projector's ability to deliver colour. Developed by colour scientists using the same approach as White Light Output (Brightness) measurement, Colour Light Output provides the buyer with additional key information about colour.

## Does Brightness measure colour?

No. Current product specifications such as Brightness (or White Light Output), Contrast Ratio and Resolution give no information regarding a projector's ability to reproduce colour. The existing Brightness specification only measures the total amount of White Light projected. It does not measure colour – in fact, many manufacturers artificially boost brightness by adding white light, which dilutes the projector's colour brightness.

## Why is Colour Light Output important?

Colour Light Output is critically important because it measures the brightness of Red, Green and Blue. Red, Green and Blue create white when combined in the right proportions. They also comprise the input signal that tells your projector how to reproduce colour images. Beautifully balanced colour is possible when bright Red, Green and Blue combine to produce the brightness equal to White. Colour Light Output provides users with an additional way to evaluate a projector and make more discerning buying decisions.

## Is Colour Light Output the same in all projectors?

No. There are vast differences in the Colour Light Output of projectors on the market today. Look at the images below from two competing projectors

3LCD Projector



Image #1\*

Brand X



Image #1\*



Image #2\*



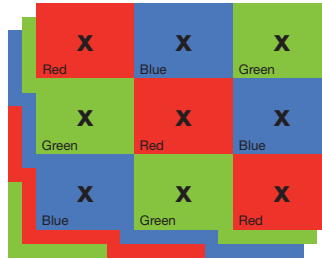
Image #2\*

Colour Light Output specification describes the difference in colour between these two projectors.

## How is Colour Light Output measured?

X	X	X
X	X	X
X	X	X

**Brightness (or White Light Output)** measures the total amount of white light projected in lumens on a nine point grid. It does not measure colour.



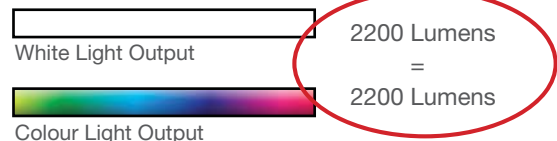
**Colour Light Output** uses 3 sets of a nine-point grid to measure the primary colours - red, green and blue, using the same approach used to measure White Light Output in lumens.

## How should Colour Light Output be used?

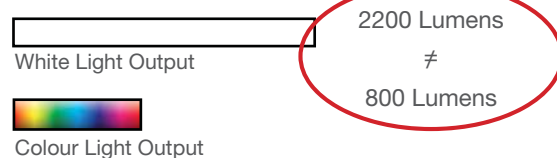
Colour Light Output should be used with White Light Output to provide insight into a projector's overall picture quality. Two things to remember:

1. Select High Colour Light Output.
2. Make sure the Colour Light Output equals the White Light Output.

3LCD Projector High CLO



Brand X Low CLO



When selecting a projector, ask for the Colour Light Output measurement.

\* Actual photographs of images produced by 2 competing projectors run in default mode. Price, Resolution and Brightness (White Light Output) are the same for both projectors.

## The ultimate classroom interactive tool



Revolutionise image projection with added interactive features



Projector EB-450W/EB450Wi

### ULTRA-SHORT THROW ADVANTAGE

#### Reduced hardware and shadow interference

The new ultra-short throw projector design eliminates many of the common problems of interactive systems, such as an eye glare. Anchored close to the wall, you can project extra-large images of up to 203cm (80 inches) with the lens only 48cm (19 inches) away, thus reducing significant shadow interference and obstruction.



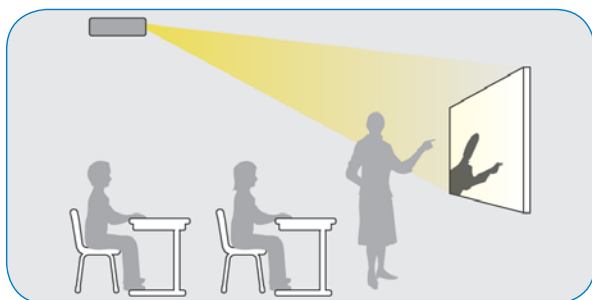
Standard short throw



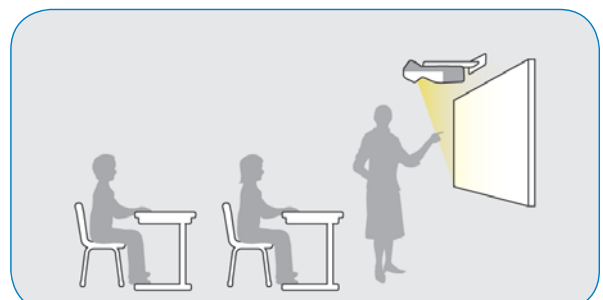
Ultra-short throw



Even when standing directly in front of the screen, the light rarely reaches the face, making it easier on the eyes. This makes standing in front of the screen far more pleasant.



Long throw



Ultra-short throw


Shadow interference has been reduced significantly. Previously obstructed areas of the screen are now clearly visible to make sharing of information smoother.

# ULTRA FLEXIBLE AND CONVENIENT WITH INTEGRATED INTERACTIVE FEATURES

## Maximise real estate space

Take advantage of underutilised classroom space or turn an existing standard whiteboard into an interactive projection wall. The EB-450W/EB-450Wi ultra-short throw projector works on almost any surface — a flat wall, an existing whiteboard or even a chalkboard.

What's more, because the whiteboard is optional, you can turn empty areas and plain walls into interactive learning areas and maximise the value of the wall space available.



Projection on a whiteboard





Projection on a flat wall



Projection on a chalkboard

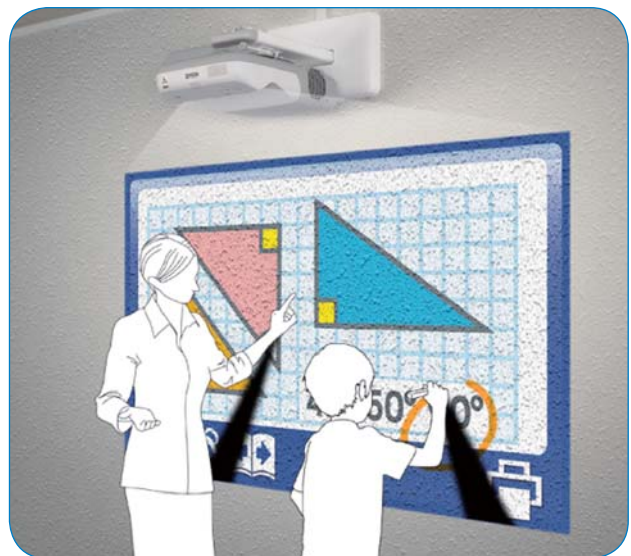
## Built-in interactive capabilities included in the projector, not into a board

The EB-450Wi projector eliminates the expense of a dedicated interactive whiteboard and the need to dedicate valuable wall space to just one function.



## Added versatility and optimised interaction


Create fun and interactive environments effortlessly with EB-450Wi's added interactive features such as the interactive pen, which works like a mouse. With a single projector and supporting softwares, you can now enjoy flexible, hassle-free, multimedia graphics-rich presentations.



## ULTRA BIG AND WIDE

Active area of up to 243cm (97 inches) diagonal WXGA

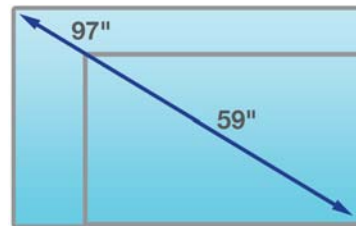
Maximise interactive learning areas available without paying a premium for size. The EB-450Wi projector projects images up to 243cm (97 inches) in native WXGA, giving every student a great view regardless of where students are seated in the classroom.



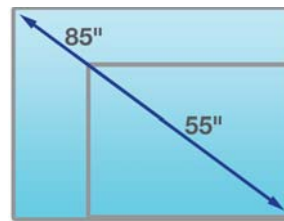
Interactive images sizes can be set anywhere of up to 243cm (97 inches) diagonal WXGA

While interactive whiteboards are limited by its predetermined height and width, EB-450Wi has no such constraints.

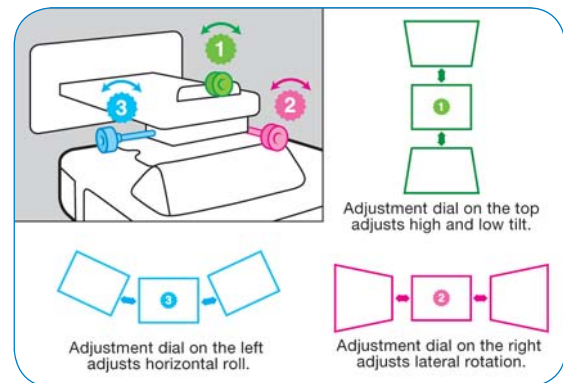
Set the size of the interactive area to fit your available space. What's more, the mounting plate, with its easy installation tools, gives you the flexibility to mount the projector in any classroom, hence giving you the flexibility to determine the right location of the active area you want without the complexity and cost of managing multiple types of equipment.



Variable image sizes from 59" to 97" diagonal in WXGA (16:10)



Variable image sizes from 55" to 85" diagonal in XGA (4:3)



## ULTRA VIVID AND SUPERIOR IMAGE REPRODUCTION WITH 3LCD TECHNOLOGY

Impeccable image quality

With a brightness of 2500lm, you can project images and animations in the highest resolution, even in broad daylight and maintain that all-important eye contact with your students under the most comfortable ambience.




## ULTRA EASY INTEGRATION

EB-450Wi interactive pen works like a mouse on your PC/MAC. It displays and interacts with whatever you are running, streaming or broadcasting. It is software agnostic and Web 2.0 friendly. Similar to a computer monitor, the open architecture allows users to use, share and engage with virtually any software, digital media file or e-textbook.



## FUTURE-PROOF YOUR INVESTMENT WITH A TECHNOLOGY-FORWARD ALL-IN-ONE PACKAGE. THE EB-450W/EB-450Wi PROJECTOR COMES WITH:

- Easy network monitoring and control – RJ45 LAN and RS-232 connectivity
- 2500lm brightness with WXGA
- Built-in 10-W speaker
- Energy E-TORL lamp of up to 3500 lamp hours



E-TORL Lamp  
Conventional Lamp




## PARTNERS IN PERFECTION




### Document Camera DC-06

With Epson Document Camera DC-06, you can project images directly from textbooks, journals, manuals and even 3D objects with detailed projection on the screen. It connects easily to the projector via a USB cable without the need for extra power. Highly compact and lightweight, you can easily pack it with the projector when you need to be on the move.



## EB-450W/EB-450Wi

### SPECIFICATIONS

<b>SUPPLIED ACCESSORIES</b>  Power Cable 4.5 m USB Cable 5 m, USB A / USB B (EB-450Wi)  Remote Control Compact type Battery Manganese dry cell AA x 2 (for Remote) Alkaline AAA x 2 (for Easy Interactive Pen) [EB-450Wi]  Bundled Software EPSON Projector Software for Meeting & Monitoring (CD-ROM) EPSON Projector Software for Easy Interactive Function Ver. 1.00 (CD-ROM) [EB-450Wi]  Password Protect Sticker User's Manual Set Setting Plate Easy Interactive Pen [EB-450Wi]	<b>PRODUCT CODE</b>	V11H318052	V11H317052
	<b>MODEL NUMBER</b>	EB-450W	EB-450Wi
	<b>INTERACTIVE FEATURE</b>	NA	Easy Interactive Pen
	<b>PROJECTION SYSTEM</b>	RGB liquid crystal shutter projection system	
	<b>PROJECTION METHOD</b>	Ceiling mount Front / Ceiling mount Rear	
	<b>SPECIFICATION OF MAIN PARTS</b> LCD PIXEL NUMBER NATIVE RESOLUTION ASPECT RATIO PROJECTION LENS TYPE F-NUMBER FOCAL LENGTH LAMP TYPE LIFE	1,024,000 dots (1280 x 800) x 3 WXGA 16:10 No Optical Zoom / Focus (Manual) 1.80 4.68 mm 230 W UHE (E-TORL) 2500 hours (Power consumption: Normal) 3500 hours (Power consumption: ECO)	
	<b>SCREEN SIZE (PROJECTED DISTANCE)</b>	59 to 97" [0.465 to 0.766 m] 74" screen [0.585 m] Throw ratio: 0.37 (Zoom : Wide) 0.5 (Zoom : Tele)	
	<b>LIGHT OUTPUT (BRIGHTNESS)</b> NORMAL ECO	2500 lm (Colour mode: Dynamic, Zoom: Wide) 1740 lm (Colour mode: Dynamic, Zoom: Wide)	
	<b>COLOUR LIGHT OUTPUT (COLOUR BRIGHTNESS)</b>	2500 lm	
	<b>CONTRAST</b> AUTO IRIS: ON AUTO IRIS: OFF	2000:1 Native 580:1	
<b>MIC</b> INPUT SIGNAL INPUT TERMINAL	AUDIO AUDIO -50dBV to -40dBV (0dB = 1 V/Pa, 1kHz) Stereo mini jack (Plug in Power is N/A) Built-in 10-W speaker		
<b>OPERATING TEMPERATURE</b>	5 °C to 35 °C <41 °F to 95 °F> (20% - 80% humidity, unfrozen)		
<b>OPERATING ALTITUDE</b>	0 m to 2286 m <0 ft to 7500 ft> (over 1500 m / 4,921 ft : with High altitude mode)		
<b>STORAGE TEMPERATURE</b>	-10 °C to 60 °C <14 °F to 140 °F> (10% - 90% humidity, unfrozen)		
<b>DIRECT POWER ON</b>	Yes		
<b>DIRECT POWER OFF</b>	Yes		
<b>START-UP PERIOD</b>	8.5 seconds, warm-up period: 30 seconds		
<b>COOL-DOWN PERIOD</b>	Instant off		
<b>AIR FILTER</b> MAINTENANCE CYCLE	4000H* *When used in the general office environment (the amount of floating dust: 0.04-0.2 mg/m <sup>3</sup> ). Based on the Epson's in-house test results.		
<b>POWER CONSUMPTION</b> 100-120V AREA (JAPAN, USA, ETC)  220-240V AREA (EUROPE, ETC)	363W (Lamp On - Brightness Control: Normal) 268W (Lamp On - Brightness Control: ECO) 10W (Standby - Network On) 0.3W (Standby - Network Off) 343W (Lamp On - Brightness Control: Normal) 257W (Lamp On - Brightness Control: ECO) 12W (Standby - Network On) 0.3W (Standby - Network Off)		
<b>DIMENSION</b> EXCLUDE FEET (D X W X H) MAXIMUM DIMENSION (D X W X H)	481 x 369 x 115 mm [18.9" x 14.5" x 4.5"] 483 x 369 x 155 mm [19.0" x 14.5" x 6.1"]		
<b>WEIGHT</b>	without SlidePlate: Approx. 12.6 lbs / 5.7 kg with SlidePlate: Approx. 13.8 lbs / 6.2 kg	without SlidePlate: Approx. 12.9 lbs / 5.8 kg with SlidePlate: Approx. 14.1 lbs / 6.3 kg	
<b>FAN NOISE</b> BRIGHTNESS CONTROL: HIGH BRIGHTNESS CONTROL: LOW	35 dB 28 dB		
<b>CONNECTOR PANEL</b> 			

EPSON is the registered trademark of Seiko Epson Corporation.

All other product names and other company names used herein are for identification purposes only and are the trademarks or registered trademarks of their respective owners.

EPSON disclaims any and all rights in those marks. Scan/Print samples shown herein are simulations. Specifications are subject to change without notice.