

**SHORT-THROW PROJECTOR**  
EB-420/425W/430/435W

**EPSON**  
EXCEED YOUR VISION

## Outstanding projector performance that defies space



**3LCD**

WORLD'S  
**No. 1**  
PROJECTORS  
10 Years Running  
2001-2010

Source: FutureSource Consulting

Breakthrough 3LCD technology delivers brilliant presentations with a wider range of resolution and brightness. With its short focus lens, this projector series is the ideal choice for great projection quality at amazingly short focal distances.

- **Deliver superb-quality presentations even at close range**  
With a short focus lens, and reduced screen glare and shadow interference, this projector series offers uncompromised projection quality in small rooms
- **Enhance your discussions with powerful audio**  
With the projector's powerful built-in 16W speaker and a microphone input terminal, your class can enjoy crisp audio even without an external sound system
- **Enrich your presentations with extensive connectivity**  
Incorporating additional technology to your presentation is made easy with the wide selection of devices compatible with this projector series

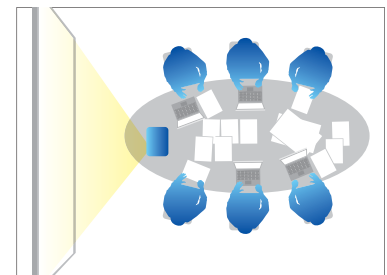


Breakthrough 3LCD technology delivers brilliant presentations with a wider range of resolution and brightness. With its short focus lens, this projector series is the ideal choice for great projection quality at amazingly short focal distances.

## DELIVER SUPERB-QUALITY PRESENTATIONS EVEN AT CLOSE RANGE

### Impressive Screen Size at Close Range

This projector series uses the newly developed ultra-large, high-precision lens, allowing you to project a 60-inch screen from proximity as short as 61 cm. Its short focal distance provides more flexible placement options and maximises the use of space, effectively freeing up much of the surface for other uses – perfect for the classroom and small meeting venues.




### Significantly Reduced Shadow Interference

The projector's short focus lens allows you to move freely near the screen during presentations, with hardly any shadows cast on the screen. With less distraction and optimal visibility, your audience's view of your presentation is clear and unobstructed.



### Minimised Glare

Even when you stand directly in front of the screen, projection light barely reaches your face. With reduced glare, you enjoy comfortable and hassle-free discussion and achieve that vital eye contact with your audience.



## ENHANCE YOUR DISCUSSIONS WITH POWERFUL AUDIO

### Impressive Built-in 16W Speaker

The powerful built-in 16W speaker provides great audio quality that enhances your presentations. This projector series makes voices clearly audible even in large venues ideal for recording teaching materials.



### Wireless Audio Transmission

You can connect this projector series wirelessly to your LAN in addition to direct PC connection. Audio feed can be transmitted wirelessly to the projector.



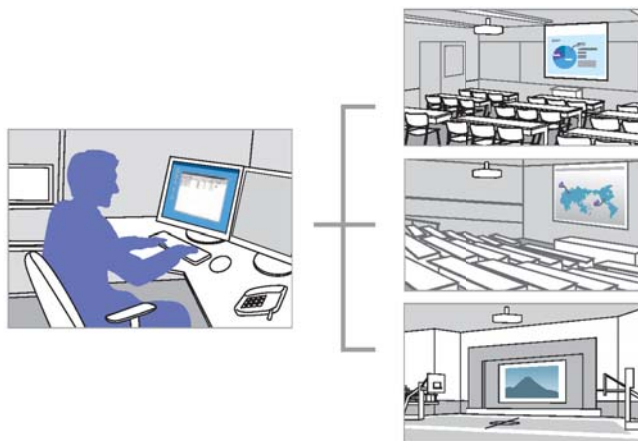
## ENRICH YOUR PRESENTATIONS WITH EXTENSIVE CONNECTIVITY

Compatible with devices including PCs, HDMI, LAN cables and microphones, this projector series is able to adapt to any setting. Now you can easily use a variety of discussion sources to enrich your presentations.



## MONITOR AND CONTROL ALL YOUR PROJECTORS FROM A SINGLE PC

With Easy MP Monitor, Epson's proprietary network monitoring software, you can easily monitor all your projectors and keep them running efficiently, even across the largest networks. Configure remotely and programme email alerts for pre-defined critical indicators such as non-functioning devices or overheating lamps.



## PARTNERS IN PERFECTION

### Ultraportable Document Camera ELPDC06



Easily Portable; 0.96 kg/2.11 lbs  
1.92 Megapixels with 15 fps  
4x Digital Zoom  
USB Powered

### Desktop Document Camera ELPDC11



2.2 kg/4.85 lbs  
5 Megapixels with 30 fps  
10x Digital Zoom  
Bundled with  
Microscope Adaptor

### ELPPT04 Attachment Plate



To attach ELPIU03  
interactive unit in  
position for ceiling  
mounting

## INCREASE YOUR PRESENTATION INTERACTIVITY

Using the optional ELPIU03 Interactive Unit\*, adding interactive functions is as simple as attaching the module to the top of this projector. This module also allows interactive control free from shadows and other interference.

\* ELPIU03 is an interactive module for Epson's short-throw projectors. If the ELPMB27 wall mount is not used, it is necessary to use the ELPPT04 attachment plate.



### Methods of Installation

There are two ways of installing this projector: wall and ceiling mounting. Both methods ensure fast and easy set-up, giving you more time to prepare for your presentation.

#### Wall Mount



Epson EB-420/425W/430/435W Projector



ELPIU03 Interactive Unit



ELPMB27 Wall Mount

#### Ceiling Mount




Epson EB-420/425W/430/435W Projector



ELPIU03 Interactive Unit



ELPPT04 Attachment Plate



Ceiling Mount

### Extended Interactive Learning Area

This projector series works on almost any surface, enabling you to maximise space. Now, you can turn the existing whiteboard and chalkboard or any wall in the room into an interactive learning area, eliminating the need for an interactive whiteboard.



#### Eco Features

- Equipped with an E-TORL lamp engineered to maximise light usage efficiency
- Uses just 0.37W / 0.39W of power in standby mode
- Projector optics employ lead-free lenses
- Unpainted plastic housing reduces the environment impact
- The flame retardants used in the plastic housing do not contain chlorine or bromine

### Interactive Learning Made Fun

Add fun to your discussion, with Epson's interactive pen. Working like a computer mouse, this pen turns any surface into an interactive whiteboard. It allows you to control your computer by simply touching the screen directly, and to manipulate the projection from any distance. Such flexibility offers you freedom to interact with both the projection screen and your audience from practically anywhere in the room.

#### Better Products for a Better Future™

For more information on Epson's environmental programmes, visit [www.epson.com/environment](http://www.epson.com/environment)

#### ELPIU03 Interactive Unit



Designed for Epson Short-throw Projectors  
USB Powered  
Simple and Easy Set-up  
Bundled with 2 ELPPN02 Interactive Pens

#### ELPMB27 Wall Mount



Attached with ELPPT04 Attachment Plate for ELPIU03  
Arm Length: 1,510 mm  
Weight: Approx. 10 kg  
Maximum Load Capacity: 5.5 kg  
Supported Projection Screen Size: 63" - 113"

# Colour Light Output

- an easy way to evaluate projector colour output

## What is Colour Light Output?

Colour Light Output (CLO) is a specification that provides critical information on a projector's ability to deliver colour. Developed by colour scientists using the same approach as White Light Output (Brightness) measurement, Colour Light Output provides the buyer with additional key information about colour.

## Does Brightness measure colour?

No. Current product specifications such as Brightness (or White Light Output), Contrast Ratio and Resolution give no information regarding a projector's ability to reproduce colour. The existing Brightness specification only measures the total amount of White Light projected. It does not measure colour – in fact, many manufacturers artificially boost brightness by adding white light, which dilutes the projector's colour brightness.

## Why is Colour Light Output important?

Colour Light Output is critically important because it measures the brightness of Red, Green and Blue. Red, Green and Blue create white when combined in the right proportions. They also comprise the input signal that tells your projector how to reproduce colour images. Beautifully balanced colour is possible when bright Red, Green and Blue combine to produce the brightness equal to White. Colour Light Output provides users with an additional way to evaluate a projector and make more discerning buying decisions.

## Is Colour Light Output the same in all projectors?

No. There are vast differences in the Colour Light Output of projectors on the market today. Look at the images below from two competing projectors

3LCD Projector



Image #1\*

Brand X



Image #1\*



Image #2\*



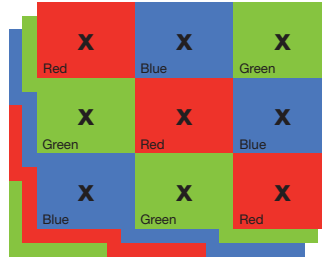
Image #2\*

Colour Light Output specification describes the difference in colour between these two projectors.

## How is Colour Light Output measured?

|   |   |   |
|---|---|---|
| X | X | X |
| X | X | X |
| X | X | X |

**Brightness (or White Light Output)** measures the total amount of white light projected in lumens on a nine point grid. It does not measure colour.



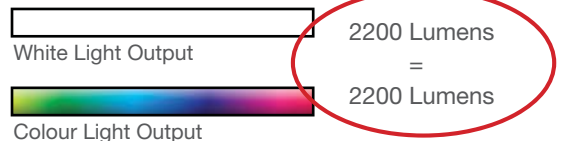
**Colour Light Output** uses 3 sets of a nine-point grid to measure the primary colours - red, green and blue, using the same approach used to measure White Light Output in lumens.

## How should Colour Light Output be used?

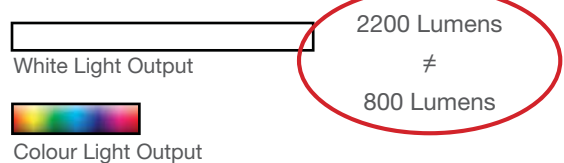
Colour Light Output should be used with White Light Output to provide insight into a projector's overall picture quality. Two things to remember:

1. Select High Colour Light Output.
2. Make sure the Colour Light Output equals the White Light Output.

3LCD Projector High CLO



Brand X Low CLO



When selecting a projector, ask for the Colour Light Output measurement.

\* Actual photographs of images produced by 2 competing projectors run in default mode. Price, Resolution and Brightness (White Light Output) are the same for both projectors.

# Epson Revolutionises Projector Market with 3LCD Technology and Leads as World's No.1\* Projector Brand for 10 Consecutive Years!

\* Based on independent research by Futuresource Consulting

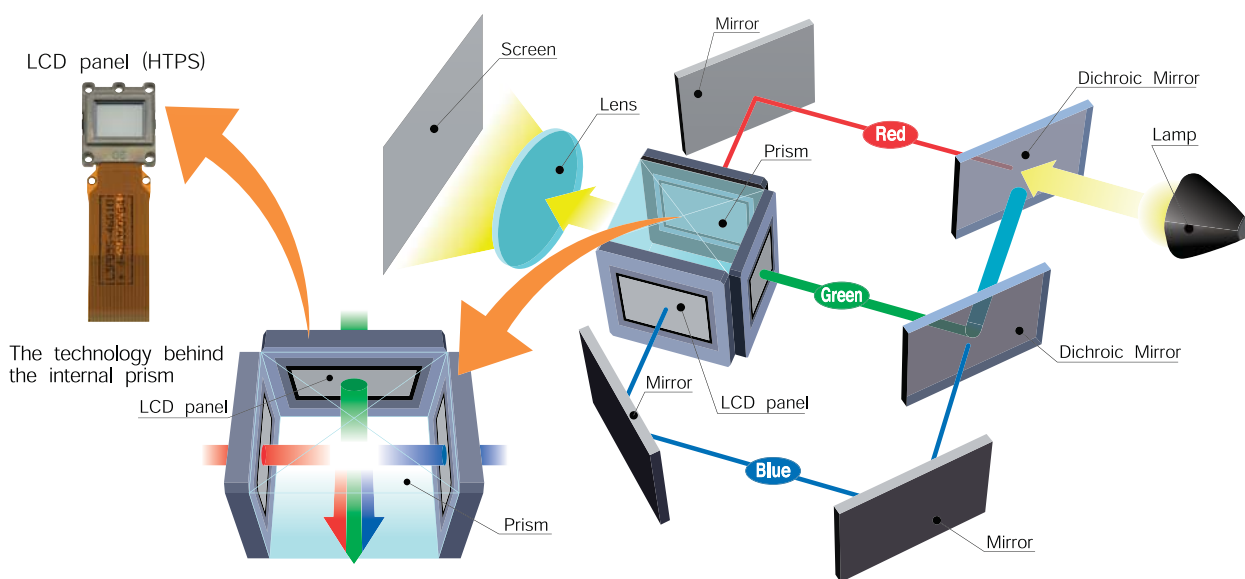
## Advantages of 3LCD Projection System

### Bright Images and Faithful Colour Reproduction

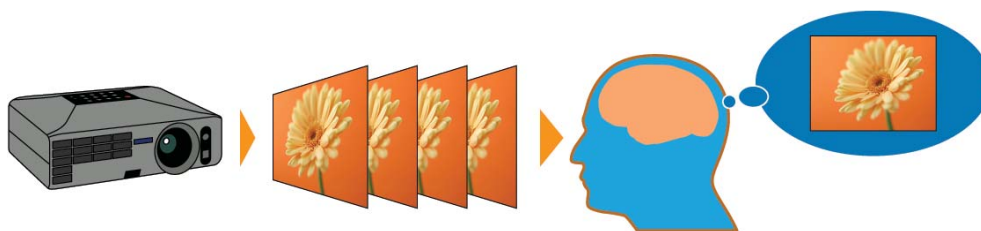
3LCD projectors offer all-time colour (Red, Green and Blue) projection thereby ensuring faithful full colour reproduction. This is suitable for projection of colour intensive images such as videos, photographs and colour charts.

### Incredible Details

3LCD projectors are able to produce an unparalleled range of grayscale images, which contributes to delivering incredible colour images that are smooth and seamless.



3LCD projector : RGB are projected at the same time, which makes the single composite image easy on the eyes.



\*\* HTPS (High Temperature Poly-Silicon) is an active matrix transmissive LCD. It is extremely small and produces high-quality images.

### Gentle on the Eyes

3LCD projectors' images do not suffer from colour break-up (commonly known as the rainbow effect). The projections are easy on the eyes as you will not be affected by any distorted pattern.

3LCD projectors use 3 separate LCD panels to form a continuous image containing all colours (red, blue and green) ensuring smooth video playback, even for rapid-motion images.

### Reliable Technology

With more than 70 million 3LCD chips shipped to date, the powerful and road-tested 3LCD projection technology is extremely reliable, and is trusted by many throughout to deliver sharp and true-to-life images.



**EB-420/430**

**SPECIFICATIONS**

**SUPPLIED ACCESSORIES**

|                            |  |
|----------------------------|--|
| Power Code                 | 4.5m   |
| Computer Cable (VGA Cable) | 1.8m D-sub 15pin (Male) - D-sub 15pin (Male) |
| Remote Control             | With Alkaline AA Battery x 2                 |
| Cable Cover                | Attached                                     |
| Bundled Software           | Projector Software (CD-ROM)                  |
| Password Protect Sticker   | Attached                                     |
| User's Manual Set          | Attached                                     |

**OPTIONAL ACCESSORIES**

|   |                                      |
|---|--------------------------------------|
| Spare Lamp                              | ELPLP60 (EB-420)<br>ELPLP61 (EB-430) |
| Air Filter Set                          | ELPAF36                              |
| Wireless LAN Unit                       | ELPAP07                              |
| Quick Wireless Connection USB Key       | ELPAP08                              |
| Interactive Unit (Wall Type)            | ELPIU03                              |
| Presentation Remote Control             | ELPST09B                             |
| Short Throw Wall Mount Attachment Plate | ELPMB27<br>ELPPT04                   |

**PERIPHERALS**

|                              |         |
|------------------------------|---------|
| Portable USB Document Camera | ELPDC06 |
| Desktop Document Camera      | ELPDC11 |
| Epson Interactive Unit       | ELPIU01 |

EB-420/430



\* Maximum speed and range is achievable when used with same enhanced mode technology. Actual data rates, features and performance may vary depending on your computer system, the environment and other factors.

\*\* When used in the general office environment (the amount of floating dust: 0.04 - 0.2 mg/m<sup>3</sup>). Based on the Epson's in-house test results.

EPSON and EXCEED YOUR VISION are registered trademarks of Seiko Epson Corporation.

All other product names and other company names used herein are for identification purposes only and are the trademarks or registered trademarks of their respective owners.

EPSON disclaims any and all rights in those marks. Projected images shown herein are simulations. The actual product design and contents may vary. Specifications are subject to change without notice.

|  |   |  |                           |
|--|---|--|---------------------------|
| <b>MODEL NUMBER</b>  | EB-420  | EB-430   |                           |
| <b>PROJECTION TECHNOLOGY</b>   | RGB liquid crystal shutter projection system (3LCD) |  |                           |
| <b>SPECIFICATION OF MAIN PARTS</b>   |   |  |                           |
| LCD  | SIZE  | 0.55" without MLA (D8)                                   |                           |
|  | NATIVE RESOLUTION                                   | XGA  |                           |
| PROJECTION LENS  | TYPE  | No Optical Zoom / Focus (Manual)                         |                           |
|  | F-NUMBER  | 1.80   |                           |
|  | FOCAL LENGTH  | 6.48mm   |                           |
|  | ZOOM RATIO  | 1.0 - 1.35 (Digital Zoom)                                |                           |
|  | THROW RATIO   | 0.55 - 0.74 (Wide - Tele)                                |                           |
| LAMP   | TYPE  | 200W UHE (E-TORL)  | 230W UHE (E-TORL)         |
|  | LIFE (NORMAL/ECO)                                   | 5,000 hours / 6,000 hours                                | 4,000 hours / 6,000 hours |
| <b>SCREEN SIZE (PROJECTED DISTANCE)</b>                                      |   |  |                           |
| 50" - 108" [0.54m - 1.22m] (Zoom: Wide)                                      |   |  |                           |
| 37" - 80" [0.54m - 1.22m] (Zoom: Tele)                                       |   |  |                           |
| <b>BRIGHTNESS</b>  |   |  |                           |
| COLOUR LIGHT OUTPUT (NORMAL/ECO)   | 2,500lm / 2,000lm                                   | 3,000lm / 2,100lm  |                           |
| WHITE LIGHT OUTPUT (NORMAL/ECO)  | 2,500lm / 2,000lm                                   | 3,000lm / 2,100lm  |                           |
| <b>CONTRAST RATIO</b>  |   |  |                           |
| 3,000:1  |   |  |                           |
| <b>INTERNAL SPEAKER</b>  |   |  |                           |
| SOUND OUTPUT   |   |  |                           |
| 16W Monaural   |   |  |                           |
| <b>KEystone CORRECTION</b>   |   |  |                           |
| VERTICAL/HORIZONTAL ANGLE  |   |  |                           |
| ±15° / ±15°  |   |  |                           |
| <b>CONNECTIVITY</b>  |   |  |                           |
| ANALOG INPUT   | D-SUB 15PIN   | 2 (Blue)   |                           |
|  | COMPONENT   | D-sub 15pin x 2 (Blue)* Common with Analog RGB connector |                           |
|  | COMPOSITE   | RCA x 1 (Yellow)   |                           |
|  | S-VIDEO   | 1 Mini DIN   |                           |
| DIGITAL INPUT  | HDMI  | 1 (support HDCP)   |                           |
| OUTPUT TERMINAL  | D-SUB 15PIN   | 1 (Black)  |                           |
| AUDIO INPUT  | RCA (WHITE/RED)                                     | 1 pair   |                           |
|  | STEREO MINI-JACK                                    | 2  |                           |
| AUDIO OUTPUT   | STEREO MINI-JACK                                    | 1  |                           |
| OTHERS   | USB TYPE A  | 1 (USB Memory / Document Camera)                         |                           |
|  | USB TYPE B  | 1 (USB Display 3-in-1)                                   |                           |
|  | MICROPHONE INPUT                                    | 1  |                           |
| CONTROL I/O  | RS-232C   | D-sub 9pin x 1   |                           |
|  | USB   | USB Type B x 1 (for USB Display, Mouse, K/B, Control)    |                           |
| NETWORK  | WIRED LAN   | RJ45 x 1 (10/100 Mbps)                                   |                           |
|  | WIRELESS  | Optional (ELPAP07)                                       |                           |
| <b>WIRELESS SPECIFICATIONS</b>   |   |  |                           |
| SUPPORTED SPEED FOR EACH MODE  |   |  |                           |
| IEEE 802.11b: 11 Mbps*, IEEE 802.11g: 54 Mbps*, IEEE 802.11n: 130 Mbps*      |   |  |                           |
| WIRELESS LAN SECURITY  |   |  |                           |
| WEP, WPA-PSK (TKIP/AES), WPA2-PSK (TKIP/AES)                                 |   |  |                           |
| <b>OPERATING TEMPERATURE</b>   |   |  |                           |
| 5°C - 35°C <41°F - 95°F> (20% - 80% humidity, unfrozen)                      |   |  |                           |
| <b>OPERATING ALTITUDE</b>  |   |  |                           |
| 0m - 2,286m <0ft - 7,500ft> (over 1,500m / 4,921ft: with high altitude mode) |   |  |                           |
| <b>DIRECT POWER ON/OFF</b>   |   |  |                           |
| Yes  |   |  |                           |
| <b>START-UP PERIOD</b>   |   |  |                           |
| About 7 seconds  |   |  |                           |
| <b>COOL-DOWN PERIOD</b>  |   |  |                           |
| Instant Off  |   |  |                           |
| <b>AIR FILTER</b>  |   |  |                           |
| TYPE   |   |  |                           |
| Electrostatic Filter   |   |  |                           |
| MAINTENANCE CYCLE  |   |  |                           |
| 5,000 hours**  |   |  |                           |
| <b>POWER SUPPLY VOLTAGE</b>  |   |  |                           |
| 100V - 240V AC +/- 10%, 50Hz / 60Hz  |   |  |                           |
| <b>POWER CONSUMPTION (220V - 240V)</b>                                       |   |  |                           |
| LAMP ON (NORMAL/ECO)   | 283W / 237W   | 316W / 232W  |                           |
| STANDBY (NETWORK ON/OFF)   | 6.8W / 0.39W  | 7.3W / 0.37W   |                           |
| <b>DIMENSIONS EXCLUDING FEET (D X W X H)</b>                                 |   |  |                           |
| 277mm x 345mm x 105mm (10.91" x 13.58" x 4.13")                              |   |  |                           |
| <b>WEIGHT</b>  |   |  |                           |
| Approx. 3.8kg / 8.5lbs   |   | Approx. 3.9kg / 8.7lbs                                   |                           |
| <b>FAN NOISE (NORMAL/ECO)</b>  |   |  |                           |
| 35dB / 28dB  |   | 37dB / 29dB  |                           |



105mm (4.13")  
345mm (13.58")  
277mm (10.91")

## EB-425W/435W

### SPECIFICATIONS

#### SUPPLIED ACCESSORIES

|                            |  |
|----------------------------|--|
| Power Code                 | 4.5m   |
| Computer Cable (VGA Cable) | 1.8m D-sub 15pin (Male) - D-sub 15pin (Male) |
| Remote Control             | With Alkaline AA Battery x 2                 |
| Cable Cover                | Attached                                     |
| Bundled Software           | Projector Software (CD-ROM)                  |
| Password Protect Sticker   | Attached                                     |
| User's Manual Set          | Attached                                     |

#### OPTIONAL ACCESSORIES

|   |                                       |
|---|---------------------------------------|
| Spare Lamp                              | ELPLP60(EB-425W)<br>ELPLP61 (EB-435W) |
| Air Filter Set                          | ELPAF36                               |
| Wireless LAN Unit                       | ELPAP07                               |
| Quick Wireless Connection USB Key       | ELPAP08                               |
| Interactive Unit (Wall Type)            | ELPIU03                               |
| Presentation Remote Control             | ELPST09B                              |
| Short Throw Wall Mount Attachment Plate | ELPMB27<br>ELPPT04                    |

#### PERIPHERALS

|                              |         |
|------------------------------|---------|
| Portable USB Document Camera | ELPDC06 |
| Desktop Document Camera      | ELPDC11 |
| Epson Interactive Unit       | ELPIU01 |

EB-425W/435W



\* Maximum speed and range is achievable when used with same enhanced mode technology. Actual data rates, features and performance may vary depending on your computer system, the environment and other factors.

\*\* When used in the general office environment (the amount of floating dust: 0.04 - 0.2 mg/m<sup>3</sup>). Based on the Epson's in-house test results.

EPSON and EXCEED YOUR VISION are registered trademarks of Seiko Epson Corporation.

All other product names and other company names used herein are for identification purposes only and are the trademarks or registered trademarks of their respective owners.

EPSON disclaims any and all rights in those marks. Projected images shown herein are simulations. The actual product design and contents may vary. Specifications are subject to change without notice.

|  |                   |   |                           |
|--|-------------------|---|---------------------------|
| <b>MODEL NUMBER</b>                          |                   | EB-425W   | EB-435W                   |
| <b>PROJECTION TECHNOLOGY</b>                 |                   | RGB liquid crystal shutter projection system (3LCD)                               |                           |
| <b>SPECIFICATION OF MAIN PARTS</b>           |                   |   |                           |
| LCD  | SIZE              | 0.59" without MLA (D8)  |                           |
|  | NATIVE RESOLUTION | WXGA  |                           |
| PROJECTION LENS                              | TYPE              | No Optical Zoom / Focus (Manual)  |                           |
|  | F-NUMBER          | 1.80  |                           |
|  | FOCAL LENGTH      | 6.48mm  |                           |
|  | ZOOM RATIO        | 1.0 - 1.35 (Digital Zoom)   |                           |
|  | THROW RATIO       | 0.48 - 0.65 (Wide - Tele)   |                           |
| LAMP   | TYPE              | 200W UHE (E-TORL)   | 230W UHE (E-TORL)         |
|  | LIFE (NORMAL/ECO) | 5,000 hours / 6,000 hours   | 4,000 hours / 6,000 hours |
| <b>SCREEN SIZE (PROJECTED DISTANCE)</b>      |                   | 53" - 116" [0.54m - 1.22m] (Zoom: Wide)<br>40" - 86" [0.54m - 1.22m] (Zoom: Tele) |                           |
| <b>BRIGHTNESS</b>                            |                   |   |                           |
| COLOUR LIGHT OUTPUT (NORMAL/ECO)             |                   | 2,500lm / 2,000lm   | 3,000lm / 2,100lm         |
| WHITE LIGHT OUTPUT (NORMAL/ECO)              |                   | 2,500lm / 2,000lm   | 3,000lm / 2,100lm         |
| <b>CONTRAST RATIO</b>                        |                   | 3,000:1   |                           |
| <b>INTERNAL SPEAKER</b>                      |                   |   |                           |
| SOUND OUTPUT                                 |                   | 16W Monaural  |                           |
| <b>KEystone CORRECTION</b>                   |                   |   |                           |
| VERTICAL/HORIZONTAL ANGLE                    |                   | ±15° / ±15°   |                           |
| <b>CONNECTIVITY</b>                          |                   |   |                           |
| ANALOG INPUT                                 | D-SUB 15PIN       | 2 (Blue)  |                           |
|  | COMPONENT         | D-sub 15pin x 2 (Blue)* Common with Analog RGB connector                          |                           |
|  | COMPOSITE         | RCA x 1 (Yellow)  |                           |
|  | S-VIDEO           | 1 Mini DIN  |                           |
| DIGITAL INPUT                                | HDMI              | 1 (support HDCP)  |                           |
| OUTPUT TERMINAL                              | D-SUB 15PIN       | 1 (Black)   |                           |
| AUDIO INPUT                                  | RCA (WHITE/RED)   | 1 pair  |                           |
|  | STEREO MINI-JACK  | 2   |                           |
| AUDIO OUTPUT                                 | STEREO MINI-JACK  | 1   |                           |
| OTHERS                                       | USB TYPE A        | 1 (USB Memory / Document Camera)  |                           |
|  | USB TYPE B        | 1 (USB Display 3-in-1)  |                           |
|  | MICROPHONE INPUT  | 1   |                           |
| CONTROL I/O                                  | RS-232C           | D-sub 9pin x 1  |                           |
|  | USB               | USB Type B x 1 (for USB Display, Mouse, K/B, Control)                             |                           |
| NETWORK                                      | WIRED LAN         | RJ45 x 1 (10/100 Mbps)  |                           |
|  | WIRELESS          | Optional (ELPAP07)  |                           |
| <b>WIRELESS SPECIFICATIONS</b>               |                   |   |                           |
| SUPPORTED SPEED FOR EACH MODE                |                   | IEEE 802.11b: 11 Mbps*, IEEE 802.11g: 54 Mbps*, IEEE 802.11n: 130 Mbps*           |                           |
| WIRELESS LAN SECURITY                        |                   | WEP, WPA-PSK (TKIP/AES), WPA2-PSK (TKIP/AES)                                      |                           |
| <b>OPERATING TEMPERATURE</b>                 |                   | 5°C - 35°C <41°F - 95°F> (20% - 80% humidity, unfrozen)                           |                           |
| <b>OPERATING ALTITUDE</b>                    |                   | 0m - 2,286m <0ft - 7,500ft> (over 1,500m / 4,921ft: with high altitude mode)      |                           |
| <b>DIRECT POWER ON/OFF</b>                   |                   | Yes   |                           |
| <b>START-UP PERIOD</b>                       |                   | About 7 seconds   |                           |
| <b>COOL-DOWN PERIOD</b>                      |                   | Instant Off   |                           |
| <b>AIR FILTER</b>                            |                   |   |                           |
| TYPE   |                   | Electrostatic Filter  |                           |
| MAINTENANCE CYCLE                            |                   | 5,000 hours**   |                           |
| <b>POWER SUPPLY VOLTAGE</b>                  |                   |   |                           |
| POWER CONSUMPTION (220V - 240V)              |                   |   |                           |
| LAMP ON (NORMAL/ECO)                         |                   | 283W / 237W   | 316W / 232W               |
| STANDBY (NETWORK ON/OFF)                     |                   | 6.8W / 0.39W  | 7.3W / 0.37W              |
| <b>DIMENSIONS EXCLUDING FEET (D X W X H)</b> |                   |   |                           |
| <b>WEIGHT</b>                                |                   | Approx. 3.8kg / 8.5lbs  | Approx. 3.9kg / 8.7lbs    |
| <b>FAN NOISE (NORMAL/ECO)</b>                |                   | 35dB / 28dB   | 37dB / 29dB               |